



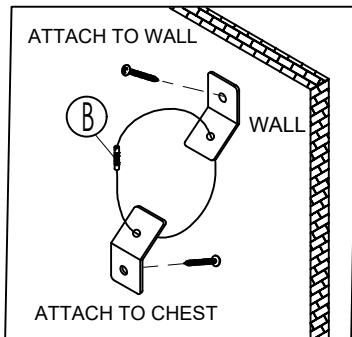
ASSEMBLY INSTRUCTIONS

ITEM NO : C0367A-N35

DESCRIPTION : CHEST W/FULL EXTENSION DRAWER
GLIDES - ASTM COMPLIANT,
4 DRAWERS


Place all wood parts on a clean and smooth surface to keep them from being scratched.

ITEM	DRAWING	DESCRIPTION	QTY
A		CHEST	1
B		TIPPING RESTRAINT	1



STEP 1

Tipping restraint must be attached at back of Chest above and on the right or left



**COMPLETED
ASSEMBLY**

NOTE: SCREWS LOOSEN WITH USE.
CHECK FOR LOOSE SCREWS AND TIGHTEN EVERY 6-8 WEEKS

CLEANING INSTRUCTIONS:

If necessary, clean & polish all surfaces after assembly with a soft cloth and industrial furniture polish.

MADE IN MALAYSIA