

**CHAISE -  
32"L / TISSU NOIR #LUMOS-19**

**CHAIR -  
32"L / BLACK FABRIC #LUMOS-19**

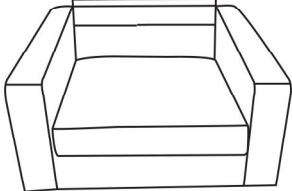




**POUR DE L'ASSISTANCE OU POUR COMMANDER  
DES PIÈCES CONTACTEZ NOTRE DÉPARTEMENT  
DE SERVICE À LA CLIENTÈLE.**

**FOR ASSISTANCE OR TO ORDER PARTS  
CONTACT OUR CUSTOMER SERVICE DEPARTMENT**

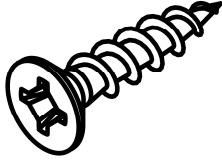
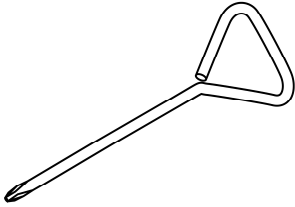
---

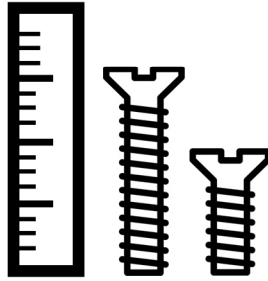
**LISTE DES PIÈCES**  
**PARTS LIST**

PIÈCE / PART #	IMAGE	DESCRIPTION	QTY / QTÉ
<b>1</b>		<b>SEAT SIÈGE</b>	<b>1</b>
<b>2</b>		<b>BACK CUSHION COUSSIN DE DOSSIER</b>	<b>1</b>
<b>3</b>		<b>LEG PATTE</b>	<b>4</b>

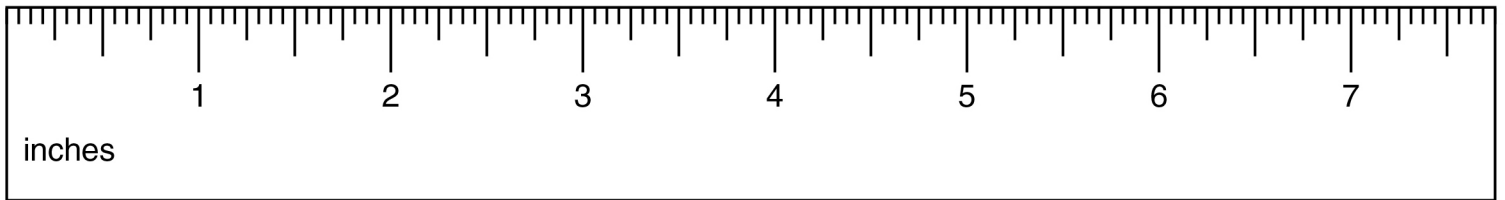
---

**LISTE DES PIÈCES DE MONTAGE**  
**HARDWARE LIST**

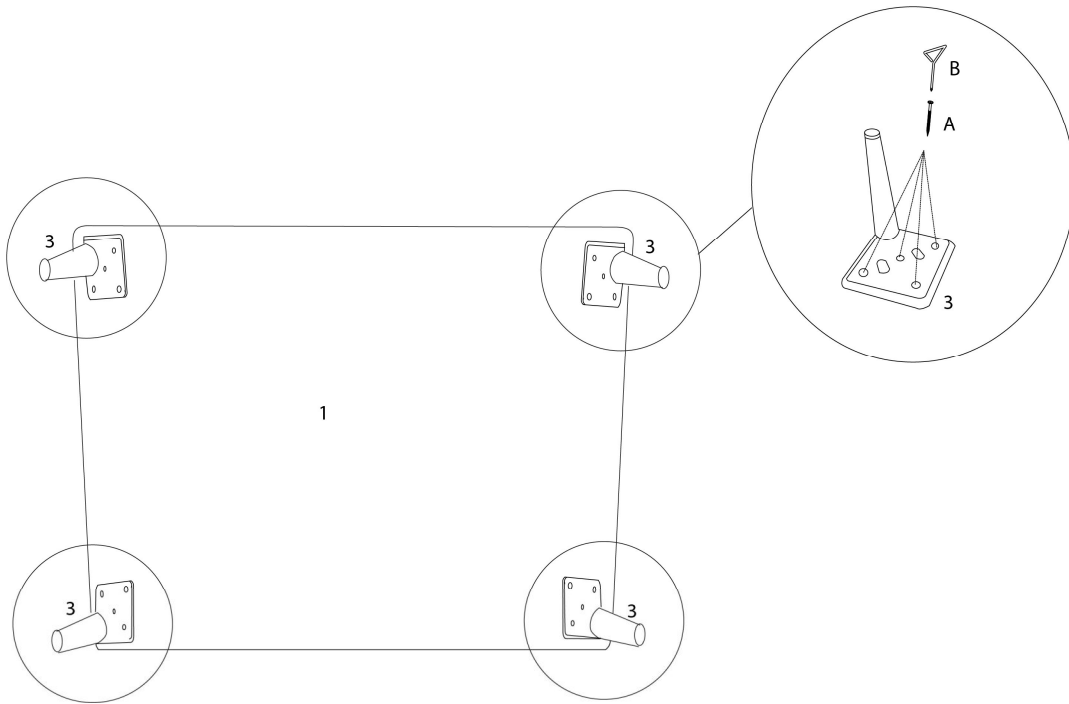
PIÈCE / PART #	IMAGE	DESCRIPTION	QTY / QTÉ
<b>A</b>		<b>ASSEMBLING SCREW VIS D'ASSEMBLAGE</b>	<b>16</b>
<b>B</b>		<b>SCREW DRIVER TOURNEVIS</b>	<b>1</b>



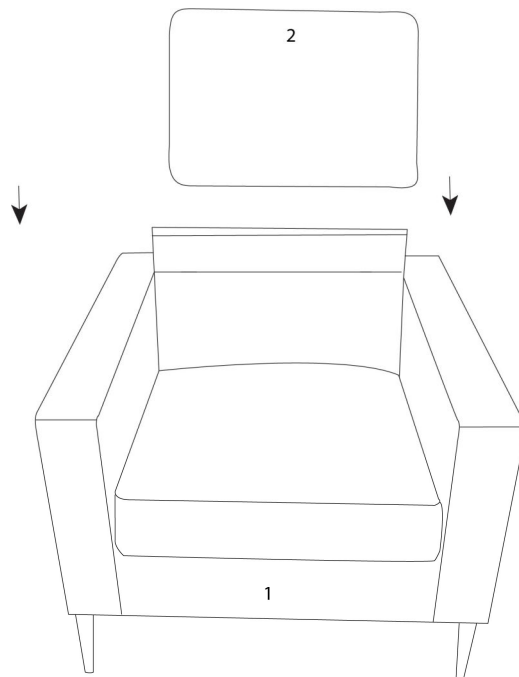
**OUTIL DE VÉRIFICATION DE DIMENSIONS DES PIÈCES  
HARDWARE DIMENSIONS VERIFICATION TOOL**



ÉTAPE / STEP 1



ÉTAPE / STEP 2



ÉTAPE / STEP 3

