
**CAUSEUSE -
58"L / TISSU NOIR #LUMOS-19**

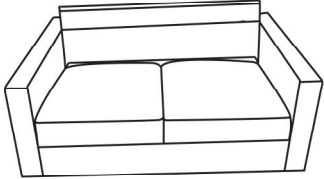


**LOVE SEAT -
58"L / BLACK FABRIC #LUMOS-19**



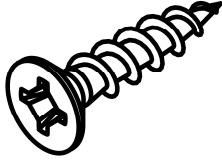
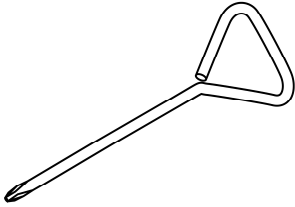
**POUR DE L'ASSISTANCE OU POUR COMMANDER
DES PIÈCES CONTACTEZ NOTRE DÉPARTEMENT
DE SERVICE À LA CLIENTÈLE.**

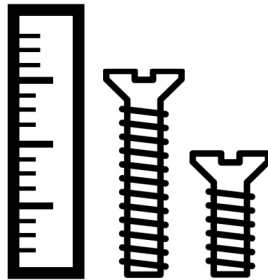
**FOR ASSISTANCE OR TO ORDER PARTS
CONTACT OUR CUSTOMER SERVICE DEPARTMENT**

LISTE DES PIÈCES
PARTS LIST

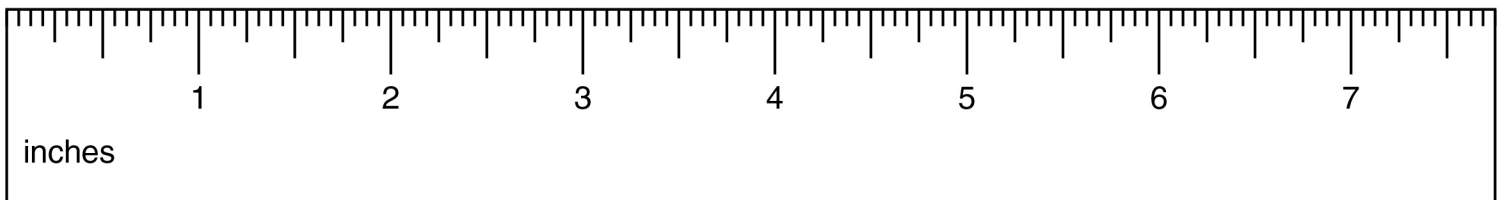
PIÈCE / PART #	IMAGE	DESCRIPTION	QTY / QTÉ
1		SEAT SIÈGE	1
2		BACK CUSHION COUSSIN DE DOSSIER	2
3		LEG PATTE	4

LISTE DES PIÈCES DE MONTAGE
HARDWARE LIST

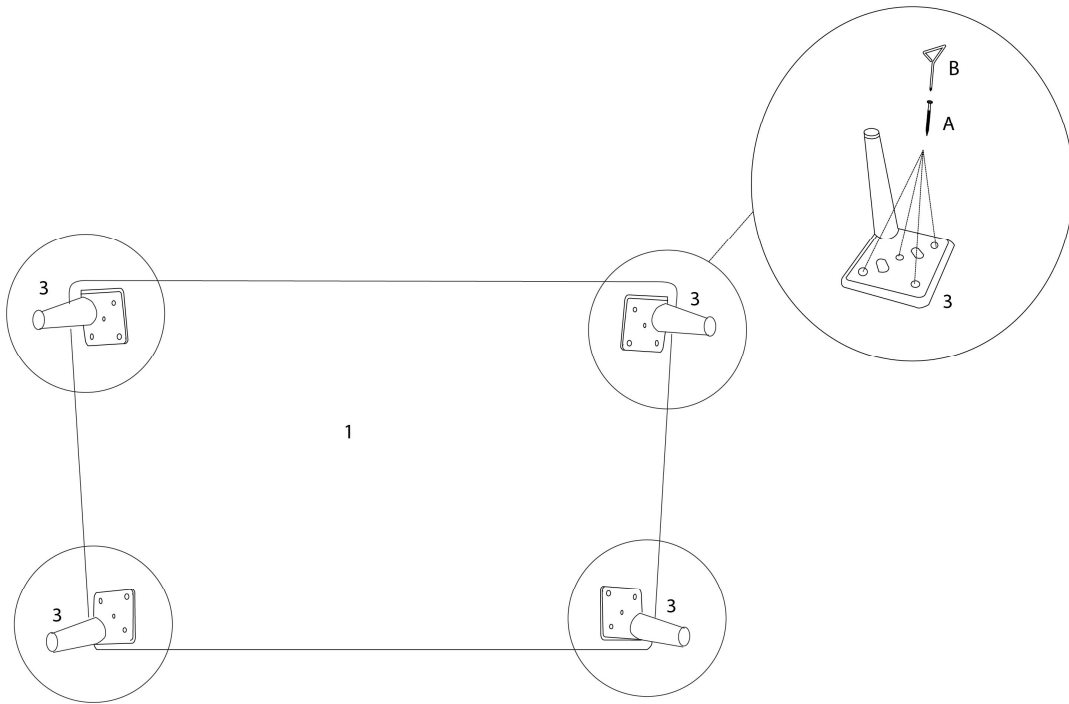
PIÈCE / PART #	IMAGE	DESCRIPTION	QTY / QTÉ
A		ASSEMBLING SCREW VIS D'ASSEMBLAGE	16
B		SCREW DRIVER TOURNEVIS	1



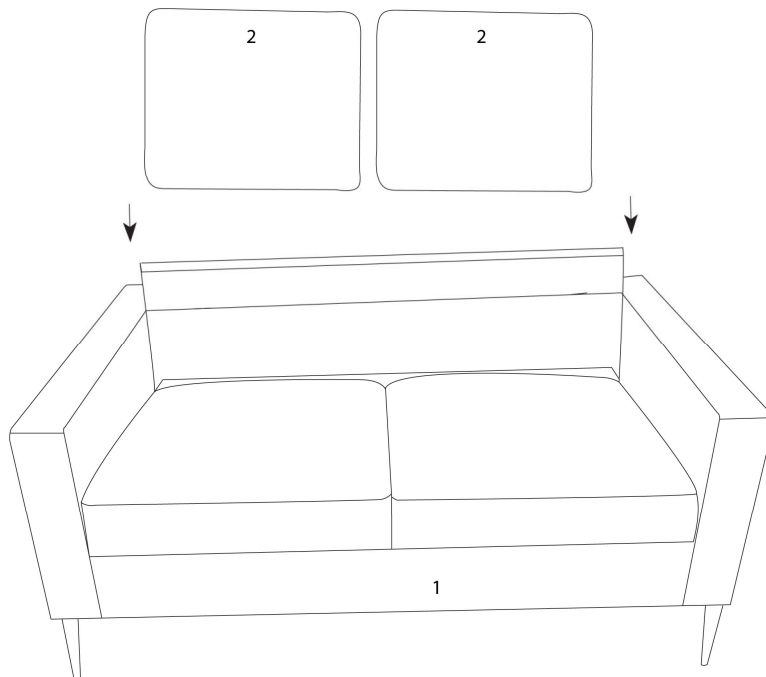
**OUTIL DE VÉRIFICATION DE DIMENSIONS DES PIÈCES
HARDWARE DIMENSIONS VERIFICATION TOOL**



ÉTAPE / STEP 1



ÉTAPE / STEP 2



ÉTAPE / STEP 3

